



# *Geneva Park District* **Connections**

AN EXCLUSIVE LOOK INTO OUR FINANCIAL STRENGTH  
2014 - 2015 FISCAL YEAR



# Making it Happen

**The Power of Parks & Recreation!** An excellent park district has a great social, economic, and environmental impact on a community. Did you know, over 94% of our users are completely satisfied with the Geneva Park District's services. Take advantage of the parks, facilities and open space within Geneva and get outside to play!

## AWARDS & ACCOMPLISHMENTS

- Hawks Hollow received the 2014 Illinois Park and Recreation Association Outstanding Facility Award.
- 2014 Kane County Chronicle Best of the Fox Readers Choice Awards recognized GPD with four awards.
- This year's PDRMA (risk management) review of our safety practices and policies received a score of 98.46%.
- GFOA Award for Excellence in Financial Reporting.
- AA+ Bond Rating.

*Did you know?* **Home values can increase as much as 20% when they are in close proximity to parks and green space.**

## PARK HIGHLIGHTS

- The new greenhouse at Wheeler Park was completed.
- River Park is now owned and operated by the GPD.
- Playgrounds at Eagle Brook, Washburn, & Meadows were all replaced.



## FACILITY HIGHLIGHTS

- Several new amenities were added to Sunset Pool including: two climbing walls, toddler swings, water cannons and an aquatic playground.
- The Peck Farm Park Courtyard was replaced with permeable pavers.
- The Peck Farm Park Historic house received several renovations including: the reproduction of the original front porch, History Gallery, Welcome Center and Gift Shop.

## GREEN INITIATIVES

- A bicycle with carrier was added to our maintenance fleet lowering the carbon footprint of our Peck Farm vehicles.
- As part of our green initiative, we donated our old play structures to Kids Around the World.
- Over 1000 lbs. of electronics, 3500 lbs. of paper and 500 lbs. of textiles were recycled at our Earth Day Event.
- Produce from the Community Gardens continues to be donated to the Northern Illinois Food Bank.

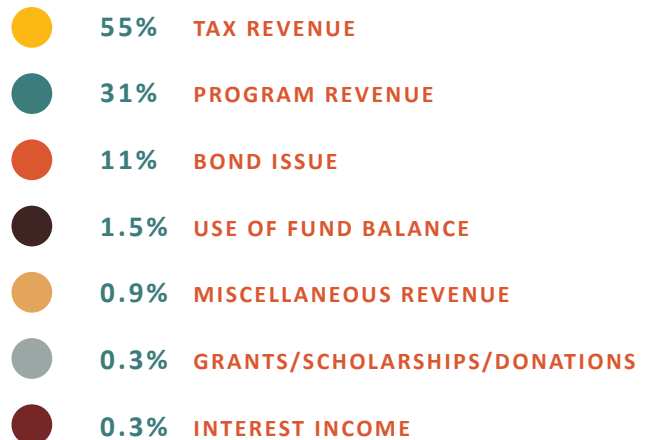
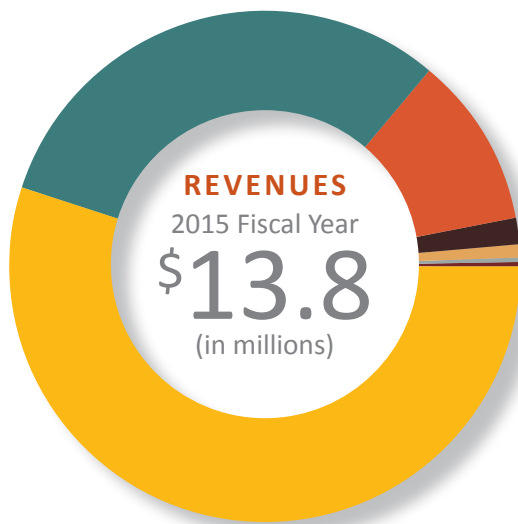
*Did you know?* **All of the flowers at our parks are grown at the Wheeler Greenhouse.**





# Welcome TO A YEAR IN REVIEW

**Geneva Park District Connections** is an exclusive look into our financials. This report outlines our revenues and expenditures for the fiscal year ending April 30, 2015, as well as, some of the many ways that the District aims to enhance the quality of life for residents through recreational opportunities. The District prides itself on maintaining the best financial practices to ensure our fiscal responsibility. For more detailed financial information, visit us at [genevaparks.org](http://genevaparks.org) and click on the About tab.



## **TAX REVENUE \$7.6 million**

The park district collects about 6%, or 6 cents for every dollar, in real estate taxes paid. State Shared Replacement Taxes (income tax for corporations) comprise a small amount of the District's tax revenue.

## **PROGRAM REVENUE \$4.3 million**

Over 40,000 recreation program participants, 196,000 fitness center participants, 11,000 miniature golf rounds, and 43,500 pool patrons enjoyed the Geneva Park District from May 1, 2014 through April 30, 2015.

## **BOND ISSUE \$1.5 million**

The District issues limited bonds on a biennial basis which is used to fund various capital projects.

## **INTEREST INCOME \$36k**

Income earned on District funds.

## **USE OF FUND BALANCE \$219k**

The District reduces the tax levies on various special funds that have accumulated fund balance above amounts recommended per the District's Fund Balance Policy.

## **MISCELLANEOUS REVENUE \$106k**

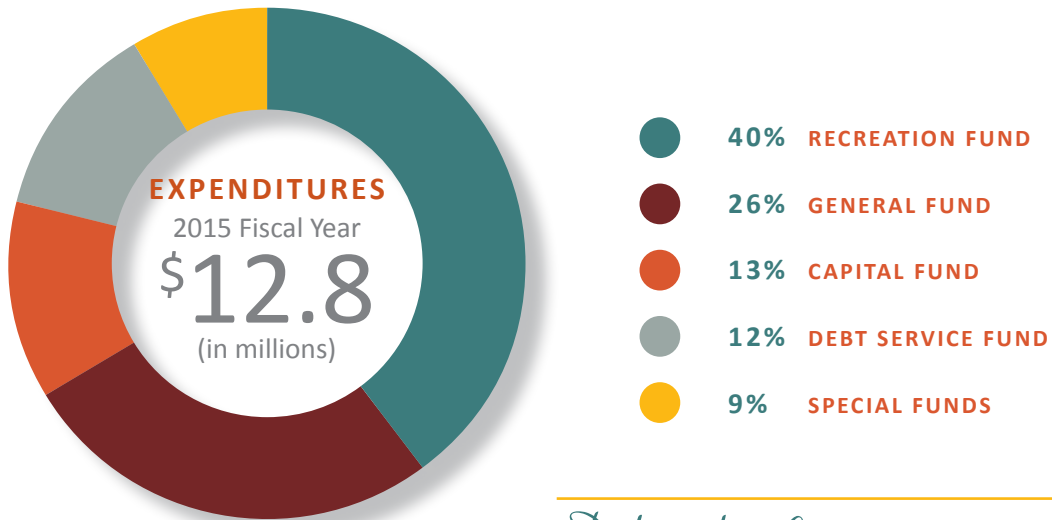
The District receives miscellaneous income which includes reimbursements and rental revenue.

## **DONATIONS/GRANTS/SCHOLARSHIPS \$40k**

The District receives grant and donation funds from state and federal government agencies as well as resident and business entities. Sponsorship funds include corporate sponsors and advertising through the District's Recreation Guide.



The focus of the District has been to continue to provide quality parks, programs and facilities at a high level while continuing to look for cost saving efficiencies in our operations. Maintaining the best financial practices to ensure the District retains its excellent financial health is imperative to continue to maintain and enhance our parks and facilities while adding new programs for the benefit of the community.



**RECREATION FUND \$5.1 million**

The park district has 40,000 program participants and offers over 2,500 programs annually.

**GENERAL FUND \$3.4 million**

Includes costs to maintain over 700 acres of land with over 50 park sites. The District has constructed and maintains bike/pedestrian trails, playgrounds and parks, and athletic fields.

**CAPITAL FUND \$1.6 million**

The District has a five year capital improvement plan which includes the addition and expansion of parks, facilities and amenities. It also includes the replacement and maintenance of existing parks, facilities and equipment.

**DEBT SERVICE FUND \$1.6 million**

The District pays debt service on referendum bonds used to fund capital projects within the District.

*Did you know?* We have nearly 50 parks encompassing over 700 acres of land!

*Did you know?* Any financial surpluses resulting from cost savings or increased program revenue are used to pay for future capital projects reducing the District's reliance on real estate taxes.

**SPECIAL FUNDS \$1.1 million**

Includes costs such as liability and health insurance, contributions to the Illinois Municipal Retirement Fund (IMRF), annual audit expense, social security, ADA capital improvements and special needs expenses including participation in the Fox Valley Special Recreation Association.

